



VERTICAL-S

Mibrasa oven with lower heated cabinet



TECHNICAL INFORMATION

Reference	HMB AB 75
Fire up time ¹	45 min
Cooking temperature	250 - 350 °C
Initial charcoal load ¹	10 kg
Production*	70 kg/h
Charcoal load duration ²	7 h
Equivalent power*	3,5 kW
Exhaust rate	2800 m3/h
Net weight ³	367 kg
Crated weight	432 kg
Crate dimensions (WxDxH)	900 x 800 x 1900 mm

*Approximate data

1. Consult instruction manual

2. Will vary depending on quality of charcoal

3. Weight with accessories included

FEATURES

OUR CHARCOAL OVENS

The Mibrasa® oven is a closed grill designed and engineered in our workshops. Made from the best quality steel by expert hands, our grills are designed to satisfy even the most demanding chefs.

The technical specifications allow the user to accurately control the air flow through the grill, changing the intensity of the embers. This is an extremely efficient way of cooking and cuts down the amount of charcoal needed.

Mibrasa® charcoal ovens allow you to cook all types of foods retaining the natural flavors and bringing out a unique taste.

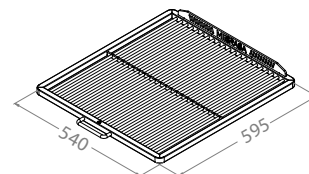
THE VERSATILITY OF MIBRASA® CHARCOAL OVENS

We have a wide range of high quality products and accessories allowing you to completely personalize your Mibrasa® charcoal oven, adapting it to your needs.

PAX PER SERVICE*



GRILL DIMENSION



INCLUDED ACCESSORIES

- Grill [GT75]
- Mibrasa tongs [TG]
- Ash shovel [PALA]
- Poker [PK75]
- Grill brush [CEP]

RECOMMENDED ACCESSORIES

- Firebreak-dissipating filter [FB-DF]
- Extra grill [GT75]
- Removable grease collector [REG1P/2]
- Gastornorm rack [SGNAB]
- Consult catalogue for kitchenware and grillware

QUALITY GUARANTEE



Rev. 9/23

Mibrasa® Charcoal Ovens S.L

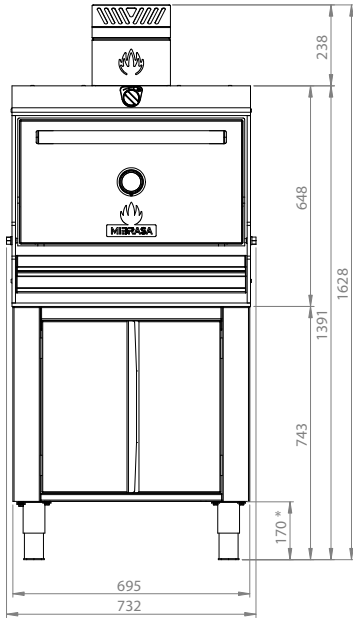
C/Joan Rovira i Bastons, 26

17230 Palamós - Spain

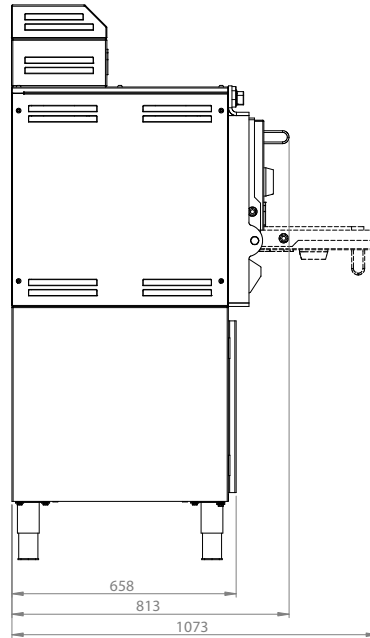
+34 972 601 942 - mibrasa@mibrasa.com

www.mibrasa.com

Front view

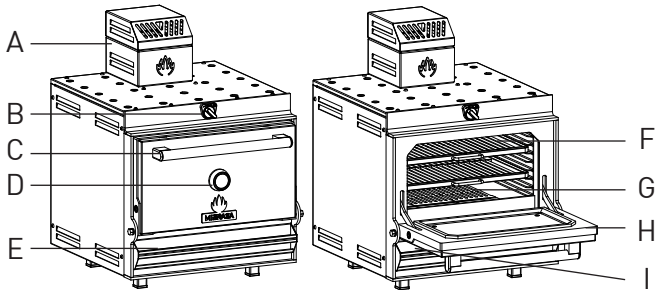


Side view



Dimensions in mm
 Revit drawings available on request at mibrasa@mibrasa.com

* Adjustable leg height: 135-195 mm



A	Firebreak-dissipating filter
B	Upper damper
C	Door handle
D	Thermometer
E	Lower damper/ash collector
F	Grills
G	Charcoal grids
H	Door
I	Grease collector

CUSTOMIZE

DOOR COLOR



EDITION



TITANIUM SILVER WOOD*

The Edition finishes are applied to the Logos, door handle and the thermometer casing.

*Only on the door handle (logos and thermometer casing in silver)

INSTALLATION GUIDELINES AND SAFETY STANDARDS

Recommended installation height	-
Clearances to construction/other appliances from oven	76 mm
Clearances of flammable materials from oven	300 mm
Clearance of workspace from front of the oven	1100 mm



It is recommended to use a lifting device to lift the oven and place on the countertop/cabinet. Consult oven instruction manual for further information.

Specifications and design are subject to change without notice.